




OWNER'S MANUAL



YCP-PTBC TIME BASE CORRECTOR REMOTE CONTROL FOR PANASONIC DVCPRO AND S-VHS VCR'S


The **YCP-PTBC** Time Base Corrector remote control for the Panasonic built-in TBC's. The controls any of the Panasonic Pro Video recorders and players that have a DB15 pin Encoder Remote option. The units works with the S-VHS and the new **DVCPRO** recorders.

The **YCP-PTBC** puts the highly used picture controls at the operator's finger tips. The front controls Video levels, Setup (Black levels), Chroma (Color) and Hue (Subcarrier phase). The controls have a center detent (Unity) and the unit has an extremely clean look. System controls are located in the rear for engineer use: Subcarrier Phase, Coarse Phase and Sync Phase. A tweaking tools or small flat blade screw driver is required for system adjustments.

The optional **YCP-RM** can rack mount 1, 2 or 3 units. This (1) one rack high (1.75") x 19".



REAR VIEW YCP-PTBC



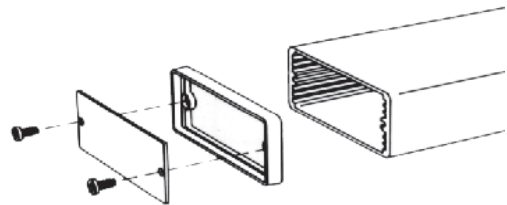
YCP-RM RACKMOUNT

DVCPRO INSTRUCTIONS:

The **DVCPRO** requires a software setup to activate the TBC remote port, please follow these instructions:

You need to access the **SYSTEM MENU**, to do this press the **MENU BUTTON**. Search using the (>) or (<) to locate the **SYSTEM MENU**. Once you have found the **SYSTEM MENU**, access the **ENCODER SEL (#4)**. The Panasonic manual notes (#3) is the **ENCODER SEL**, but the machines we have test #4 is the correct. Confused yet? **SELECT #1** to turn "ON" the **ENCODER**. Your finished. Exit the Menu. The Pro S-VHS and VHS recorders do not require a software setup.

Compatible with the AJ-D750, AJ-D650 and AJ-D640.



BEZEL NOT USED WITH RACKMOUNT

To Rackmount: Remove knobs and nuts from unit. Remove the (2) two screws, front cover plate & bezel. The front bezel is not used with the rackmount. See picture above. Place unit behind rackmount. Place front cover in front of rackmount, use long screws supplied to secure plate to unit. Replace nuts and knobs. Blank plates are provided with rackmount.

310 SW 6TH AVE. TOPEKA, KS 66603-3109
785-235-5014 800-586-1700 FAX 785-235-3485